

Woodfield Squash Stories Tournament 2

Category B

Box 1

	1.	2.	3.
1. [1] HAWES Billy		11-8, 11-4, 11-6	11-8, 11-9, 11-7
2. WAKEFIELD Phil	8-11, 4-11, 6-11		11-13, 9-11, 7-11
3. MARTENS Dylan	8-11, 9-11, 7-11	13-11, 11-9, 11-7	

Standings	Points	Wins	Losses	Games	Game Pts
1. [1] Billy HAWES	4	2	0	6 - 0 (100%)	66 - 42 (61.11%)
2. Dylan MARTENS	2	1	1	3 - 3 (50%)	59 - 60 (49.58%)
3. Phil WAKEFIELD	0	0	2	0 - 6 (0%)	45 - 68 (39.82%)

Box 2

	1.	2.	3.
1. [2] HILL Oscar		11-6, 8-11, 9-11 11-5, 11-6	11-9, 8-11, 12-10 11-9
2. SHEPPARD Mark	6-11, 11-8, 11-9 5-11, 6-11		12-10, 4-11, 11-8 6-11, 14-12
3. TRESSLER Andrew	9-11, 11-8, 10-12 9-11	10-12, 11-4, 8-11 11-6, 12-14	

Standings	Points	Wins	Losses	Games	Game Pts
1. [2] Oscar HILL	4	2	0	6 - 3 (66.67%)	92 - 78 (54.12%)
2. Mark SHEPPARD	2	1	1	5 - 5 (50%)	86 - 102 (45.74%)
3. Andrew TRESSLER	0	0	2	3 - 6 (33.33%)	91 - 89 (50.56%)

Box 3

	1.	2.	3.
1. [3] PHILPOTT Christopher		11-8, 11-4, 11-3	9-11, 6-11, 6-11
2. THORNTON Ben	8-11, 4-11, 3-11		9-11, 3-11, 11-8 4-11
3. GRAHAM Simon	11-9, 11-6, 11-6	11-9, 11-3, 8-11 11-4	

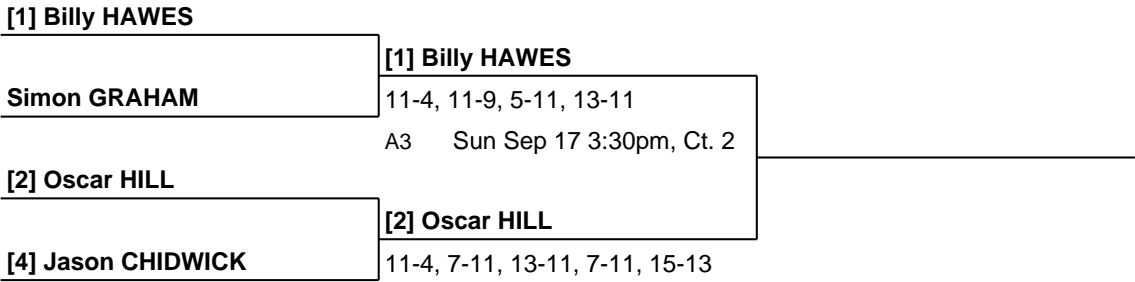
Standings	Points	Wins	Losses	Games	Game Pts
1. Simon GRAHAM	4	2	0	6 - 1 (85.71%)	74 - 48 (60.66%)
2. [3] Christopher PHILPOTT	2	1	1	3 - 3 (50%)	54 - 48 (52.94%)
3. Ben THORNTON	0	0	2	1 - 6 (14.29%)	42 - 74 (36.21%)

Box 4

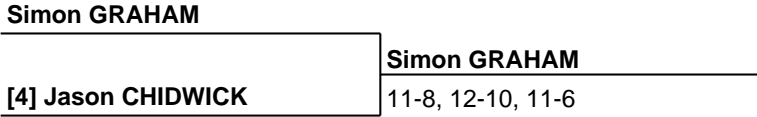
	1.	2.	3.
1. [4] CHIDWICK Jason		11-3, 11-9, 11-5	11-8, 8-11, 11-6 12-14, 11-9
2. JACKSON Mat	3-11, 9-11, 5-11		3-11, 7-11, 6-11
3. BEACHILL Ben	8-11, 11-8, 6-11 14-12, 9-11	11-3, 11-7, 11-6	

Standings	Points	Wins	Losses	Games	Game Pts
1. [4] Jason CHIDWICK	4	2	0	6 - 2 (75%)	86 - 65 (56.95%)
2. Ben BEACHILL	2	1	1	5 - 3 (62.5%)	81 - 69 (54%)
3. Mat JACKSON	0	0	2	0 - 6 (0%)	33 - 66 (33.33%)


1/2 Playoff



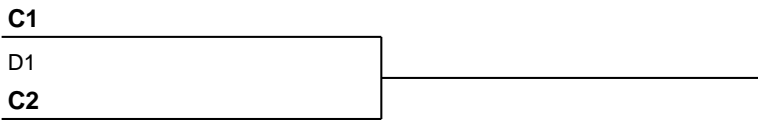
3/4 Playoff




5/6 Playoff



7/8 Playoff



9/10 Playoff



11/12 Playoff

